

**Profile**  
scale 1 : 100

**Total length : 65 m**  
**Average inclination : 12 %**  
**20 Line elements 3m long**

REFERENCE: 706.00

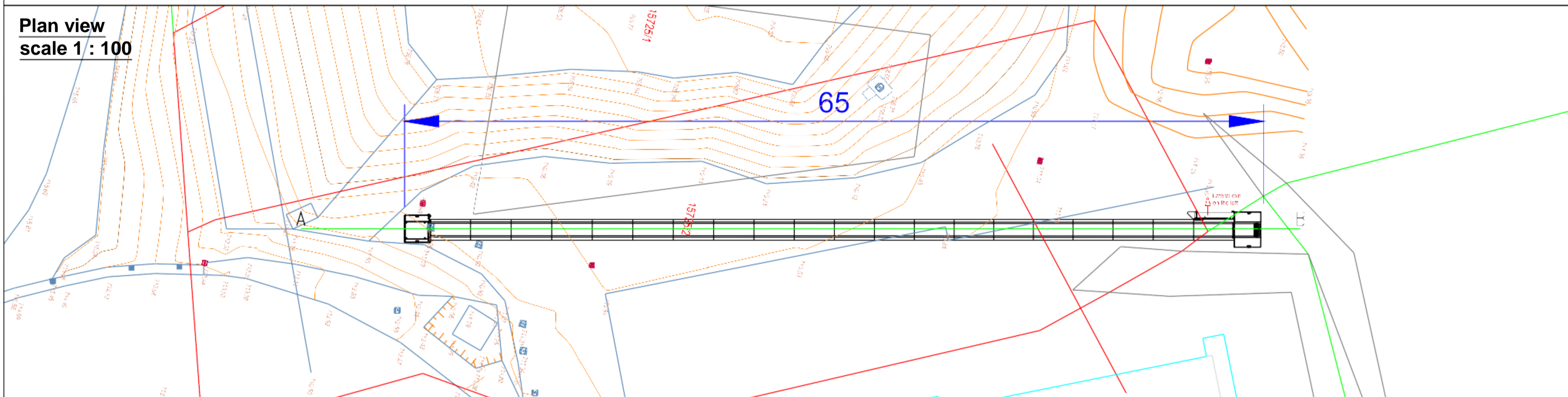
ACTUAL PROFILE

710.00  
708.75  
708.00  
707.50  
707.00  
706.50  
706.57  
706.38  
706.50  
706.50  
706.69  
706.83  
707.09  
707.26  
707.56  
707.90  
708.40  
708.75  
709.25  
709.81  
710.41  
711.05  
711.69  
712.29  
712.78  
713.15  
713.57  
713.09  
713.08  
713.50

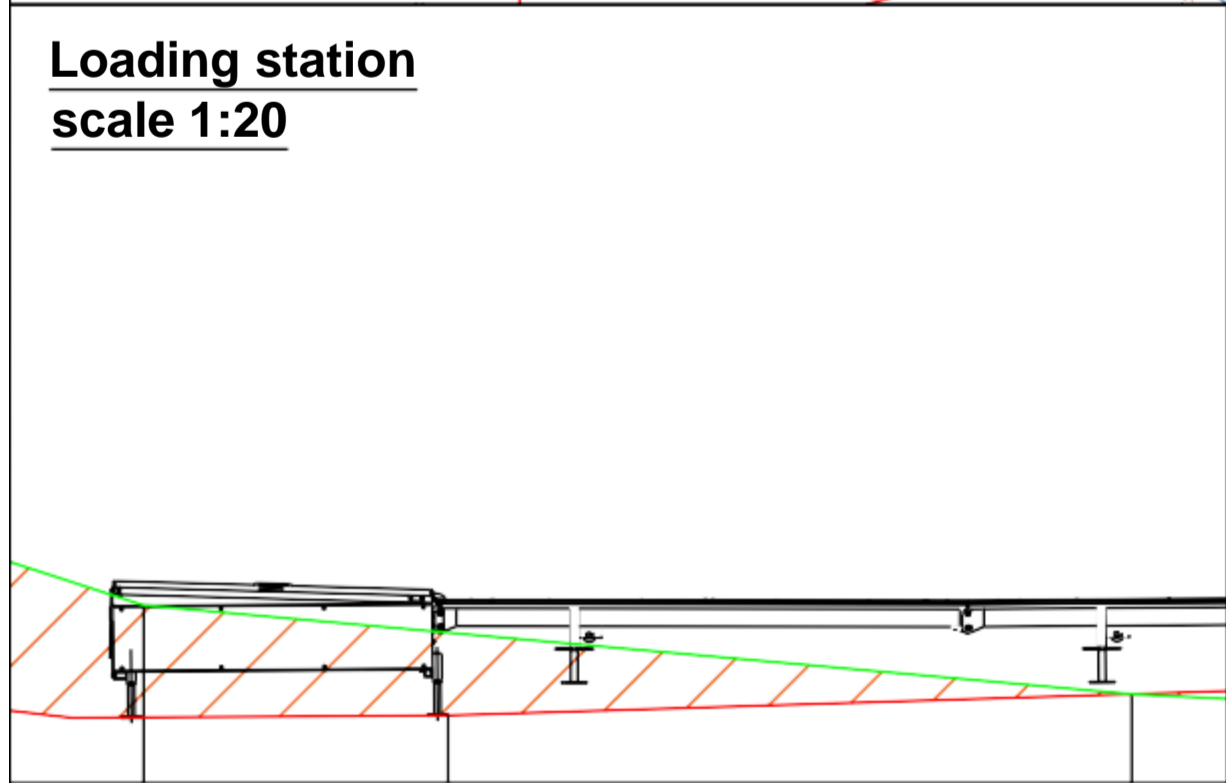
MODIFIED PROFILE

710.00  
708.75  
708.00  
707.50  
707.00  
706.50  
706.57  
706.38  
706.50  
706.50  
706.69  
706.83  
707.09  
707.26  
707.56  
707.90  
708.40  
708.75  
709.25  
709.81  
710.41  
711.05  
711.69  
712.29  
712.78  
713.15  
713.57  
713.09  
713.08  
713.50

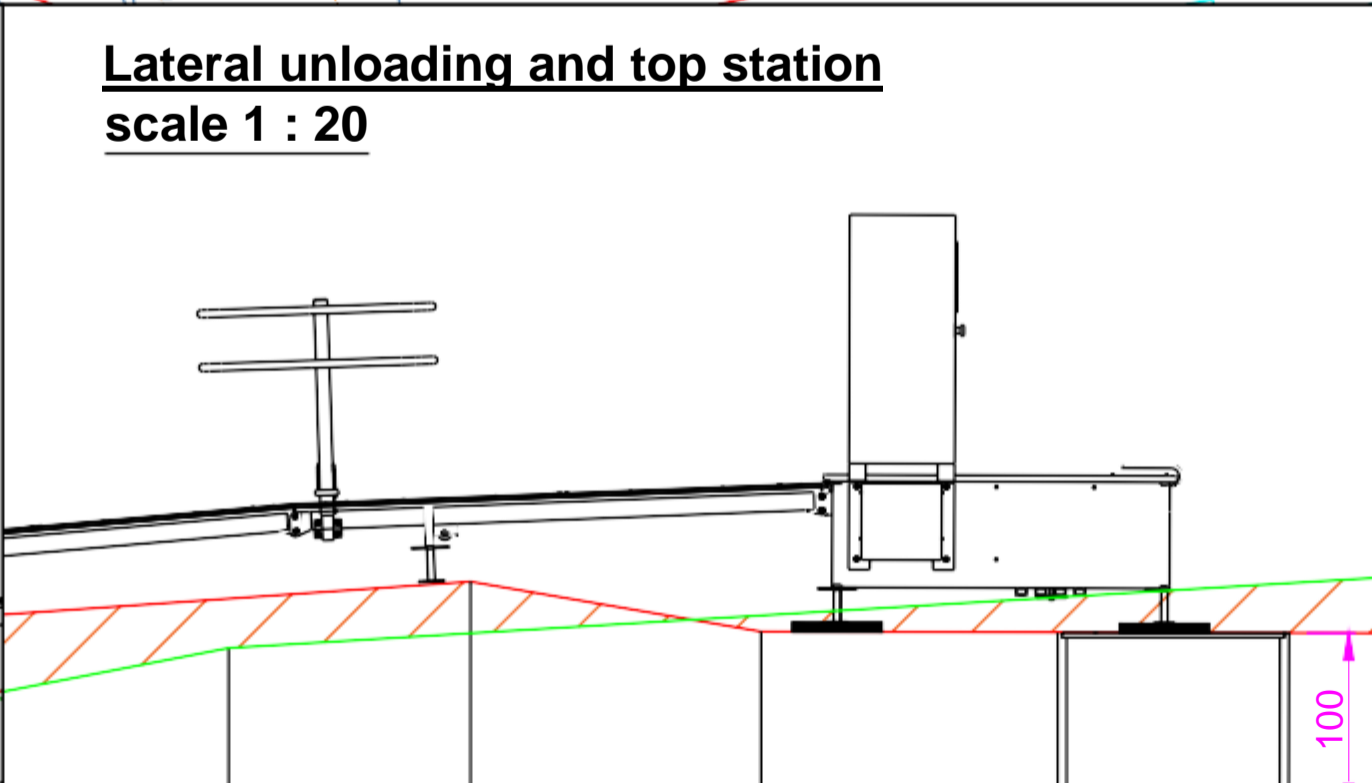
**Plan view**  
scale 1 : 100



**Loading station**  
scale 1:20



**Lateral unloading and top station**  
scale 1 : 20



3			
2			
1			
0	First emission	CSc	24.05.22
Index	Modifications	Des.	Date
Project:	DELNICE		Title : Conveyor belt profile
	Scale:	Paper formay : A0	